

65th COMMISSION ON THE STATUS OF WOMEN

(Side Event)

**WE NEED WOMEN LEADERS IN POLITICS:
BETTER SOCIETY, STRONG DEMOCRACY**

**22 March 2021
6:00 am – 7:15 am (EST)**



**PARLIMEN
MALAYSIA**



Ministry of Housing and Local Government Malaysia

Introduction

NATIONAL COMMUNITY POLICY

*Building Sustainable
Community and Generation*



8 Focal Points:

Infrastructure and Maintenance

Cleanliness, Environment and Health

Security

Education and Skills

**Care Towards Children, Elderly,
Disabled, Women, Single Mothers
and the Vulnerable**

Entrepreneurship and Social Enterprises

Social Services

Sports and Recreation




Still confuse that top cabinet
is too high to your finger?



Crowded prayer area for women



Ladies toilet in public areas



Women leaders need to come together as communities;

Women are faced with challenging situations that is based on their gender, skin colour, faith and even economic standing;

If we want change, be active initiators of change;



policy of appointing at least 30% women councilors at Local Council

recruit more women firefighters

amendments at party's constitution to field at least 30% women candidates during elections

- However until today, all political parties in Malaysia have yet to field at least 30% women candidates





Women Political Leaders



- Strengthen networks of collaboration and connection between women in political leadership across the globe

- Creating a strong network and a powerful sense of belonging and reassurance

" aims to highlight the commitment of male Presidents and Prime Ministers around the world to increase the number of women in politics"



Women Parliamentarians




61%



53%



50%




33 Women MP's
(14.84%)

ASEAN Region



20.3%



28%



20%

Countries that has achieved 50% or more women in ministerial positions

Nicaragua	58.8 %
Austria	57.1 %
Belgium	57.1 %
Sweden	57.1 %
Albania	56.3 %
Rwanda	54.8 %
Costa Rica	52 %

Andorra	50 %
Finland	50 %
France	50 %
Guinea-Bissau	50 %
Spain	50 %




#girl2leader

LEAD LIKE
GIRL



#Girl2Leader Malaysia

Comprising of young
women political leaders
from all around the
country



Nation of Women Malaysia

30,000 members actively
serve and participate in
community activities



Council of Malaysian Women Political Leaders

To close the gender gap
in women's
representation in politics

GLOBAL GENDER GAP INDEX 2020



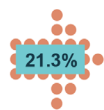
Rank	Country	Score	Rank change	Score change	
		0-1	2018	2018	2006
78	Czech Republic	0.706	4	+0.014	+0.035
79	Mongolia	0.706	-21	-0.007	+0.024
80	El Salvador	0.706	7	+0.016	+0.022
81	Russian Federation	0.706	-6	+0.004	+0.029
82	Ethiopia	0.705	35	+0.049	+0.111
83	Eswatini	0.703	-3	+0.009	+0.043
84	Greece	0.701	-6	+0.004	+0.047
85	Indonesia	0.700	-	+0.010	+0.046
86	Dominican Republic	0.700	-12	-0.001	+0.036
87	Viet Nam	0.700	-10	+0.001	n/a
88	Lesotho	0.695	-7	+0.001	+0.014
89	Cambodia	0.694	4	+0.011	+0.065
90	Malta	0.693	1	+0.008	+0.042
91	Cyprus	0.692	1	+0.008	+0.049
92	Brazil	0.691	3	+0.010	+0.037
93	Kyrgyz Republic	0.689	-7	-0.002	+0.014
94	Azerbaijan	0.687	3	+0.007	n/a
95	Brunei Darussalam	0.686	-5	+0.001	n/a
96	Cameroon	0.686	-39	-0.028	+0.099
97	Liberia	0.685	-1	+0.004	n/a
98	Armenia	0.684	-	+0.006	n/a
99	Senegal	0.684	-5	+0.002	n/a
100	Paraguay	0.683	4	+0.011	+0.028
101	Nepal	0.680	4	+0.009	+0.132
102	Sri Lanka	0.680	-2	+0.004	-0.040
103	Fiji	0.678	3	+0.008	n/a
104	Malaysia	0.677	-3	+0.002	+0.027
105	Hungary	0.677	-3	+0.003	+0.007
106	China	0.676	-3	+0.003	+0.020
107	Ghana	0.673	-18	-0.016	+0.007
108	Korea, Rep.	0.672	7	+0.014	+0.056



GRADUATES STATISTICS 2019

Working age population

Working age population
15 years and over in
Malaysia, 2019 are:



Graduates, 2019
5.29 million

Employed
80.3%




Unemployed
3.2%

Outside
Labour Force
16.5%


83.5 per cent of the 5.29 million graduates were
in the labour force while 16.5 per cent were
outside labour force in 2019

Graduates Labour Force and Outside Labour Force

Graduates Labour
Force ('000)



Graduates Outside
Labour Force ('000)

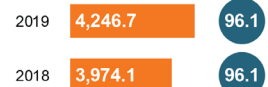


Graduates labour force participation rate
decreased 0.1 percentage point to
83.5 per cent while the share of
graduates outside labour force increased
0.1 percentage point to 16.5 per cent
in 2019

● Graduates Labour Force Participation Rate, GLFPR (%)
● Percentage Share of Graduates Outside Labour Force (%)

Employed and Unemployed Graduates

Employed
Graduates ('000)



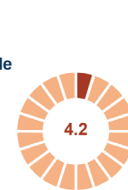
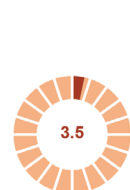
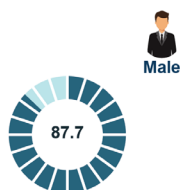
Graduates
Unemployment ('000)



96.1 per cent of graduates in labour force
was employed while graduates
unemployment rate was 3.9 per cent

● Percentage Share of Employed Graduates (%)
● Graduates Unemployment Rate, GUR (%)

Graduates Labour Force Participation Rate and Graduates Unemployment Rate by Sex



● Graduates Labour Force
Participation Rate, GLFPR (%)
● Graduates Unemployment
Rate (%)



- 2,132,600 or 50.2% women graduated in 2019

- Women graduates outnumbered male graduates with increasing numbers every year

The image features a group of silhouettes of business professionals. On the left, three figures are shown against a light background: a woman in a dress, a man in a suit, and another woman in a suit. The woman in the suit is highlighted in a vibrant red color. To the right of this group, the word "Empowerment" is written in a bold, white, sans-serif font. Further to the right, three more silhouettes of men in suits are shown against a dark background.

Empowerment

"a group of determined women can only do so much, but a group of empowered women can set the direction for the future, a brighter future"